

Material Key

Walls

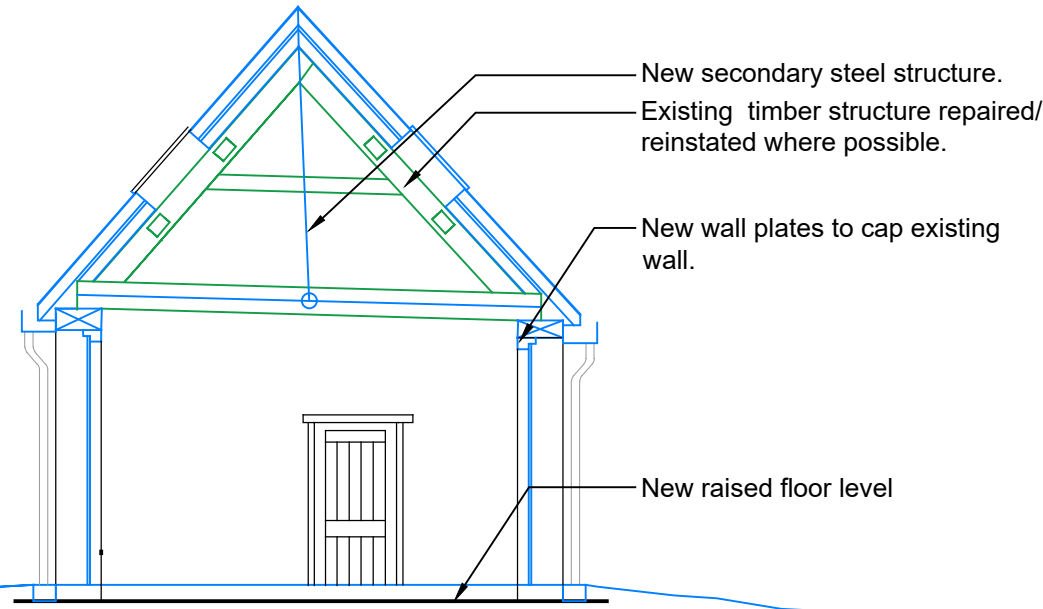
A: Repair and repoint where necessary

Roofs

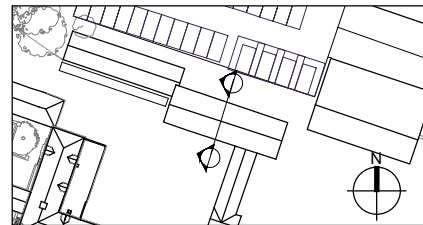
B: New metal sheet roof over new steel structure
 C: New metal rainwater goods
 D: New hit and miss timber acoustic cladding

Windows and Doors

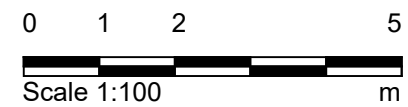
E: Timber window repaired
 F: Timber door repaired and reinstated
 G: New glass door/ screen
 H: New timber doors/ shutters
 I: New metal double glazed rooflight. Frame to match roof colour.



01 Short Section as Proposed
 2112 1:100 @ A3



© Crown copyright and database rights 2026 OS 100023251
 You are not permitted to copy, sub-license, distribute or sell any of this data to third parties in any form.



- Notes**
- All dimensions in metres unless noted otherwise. All levels in metres unless noted otherwise.
 - Based upon Greenhatch Group Survey, August 2021, supplied by Cuvette.
 - To be read in conjunction with:
 - Document series 2.14 (Listed Building drawings)
 - Document 2.16B (Central Hub Proposed Site Plan)
 - Document 2.17B (Central Hub Demolition Plan)
 - Document 5.5B (Central Hub Design Approach Document)
 - Other Design Team's Information, including (but not limited to) Architect for Wider Scheme, Structural Engineer, Building Surveyor, Landscape Architect & Planning Consultant.
 - All other surveys and site information, as they become available.

Key:

— Existing
 — Proposed

CONTENT OF DRAWING IS BY DONALD INSALL ASSOCIATES
 Notes

- Any dwg format drawing is to be read in conjunction with and at the scale of the accompanying pdf.
- Where colours other than black or grey are used, the drawing must be plotted in colour.
- For status 'C' (Construction) drawings all dimensions are to be checked on site by the contractor, scaling is for Local Authority purposes only. Unless otherwise indicated, all dimensions are in millimeters.
- All information on this drawing is to be read in conjunction with the relevant Donald Insall Associates specification and trade contractors' drawings and information by specialists.
- In the event of any discrepancy, please contact us immediately.
- This drawing may contain survey information by others and is to be used solely for the purposes for which it was issued.
- These are uncontrolled documents issued for information purposes only. If you have any queries regarding the drawings, please contact DIA immediately.
- Please note DIA cannot be held responsible for any errors arising from changes made to an uncontrolled dwg file.

© 2025 DONALD INSALL ASSOCIATES LTD

| Rev | Date | Details of issue / revision | Drw | Ch'd | Apr |
|------|----------|-----------------------------|-----|------|-----|
| P.01 | 16.05.25 | Issued for consent | SXI | CXB | CXB |

Issues & Revisions

THE OXFORDSHIRE STRATEGIC RAIL FREIGHT INTERCHANGE AND HIGHWAYS ORDER 2026

Drawing Title
CENTRAL HUB - SHORT SECTION - AS PROPOSED - LISTED BARN

| | | | |
|-------------|----------|-----------|----------|
| Regulation: | 5(2) (m) | Document: | 2.14L |
| Drawn: | SXI | Checked: | CXB |
| Approved: | CXB | Date: | 16.05.25 |
| BWB Ref: | NTH2479 | Scale@A3: | 1:100 |

Project - Originator - Functional Breakdown - Spatial Breakdown - Form - Discipline - Number
OxSRFI-DIA-ZZ-ZZ-DR-A-02112

Drawing Status
S5 - SUITABLE FOR PLANNING

Rev
P01